



# SKYSCRAPER LINE DRAWING




S  
C  
R  
A  
P  
E  
R  
S

DEEP SPACE  
Smith



DRAW 2-4 SKYSCRAPERS ON COLORED SHEET OF PAPER THEN DRAW ONE ON A WHITE PEICE OF PAPER




CUT OUT WHITE SKYSCRAPER AND GLUE ONTO COLORED PAPER

Inspired by illustrator, Marz Jr, look at pictures of skyscrapers and create a retro line drawing of your observations.

Use a black pen to draw the contour lines of a skyscraper (you could look at famous New York landmarks) and then get busy adding the dozens and dozens of extra windows and doors. I suggest drawing 2-3 skyscrapers on the coloured paper and leaving enough room for a 4th skyscraper somewhere on the paper.

After drawing the skyscrapers on coloured paper, use white paper to draw a final building. Cut out the building from the white paper and glue to the coloured paper. Stunning results!



FIFTH GRADE SKYSCRAPERS