

DEEP SPACE
SPARKLE

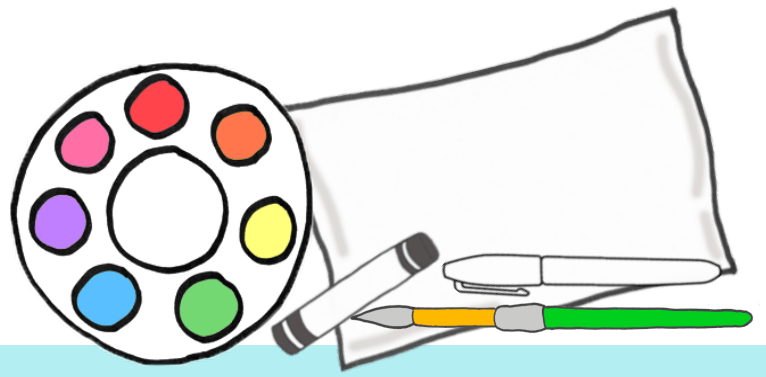
FREE TEMPLATES
FOR YOU!



EASTER EGGS

WATERCOLOR TECHNIQUES

DEEP SPACE SPARKLE



1

- With a waterproof black marker, trace a line around the outside of the egg.
- Fill the egg shape with lines and patterns.
- Paint the background with liquid watercolors

WATERPROOF MARKER

2

- With a wax crayon or oil pastel, draw a series of patterns or lines.
- Color in some parts of the drawing or shapes with crayon.
- Paint over the entire egg with one color of paint.
- *Does the paint cover the crayon lines?*

WAX RESIST

3

- With a brush dipped in water, paint inside an egg shape.
- Select a color of paint and brush over the top of the wet section.
- Select another color and paint from the bottom up.
- *What happens when the paint merges?*
- *Sprinkle salt over the wet paint.*

WET-ON-WET & SALTING

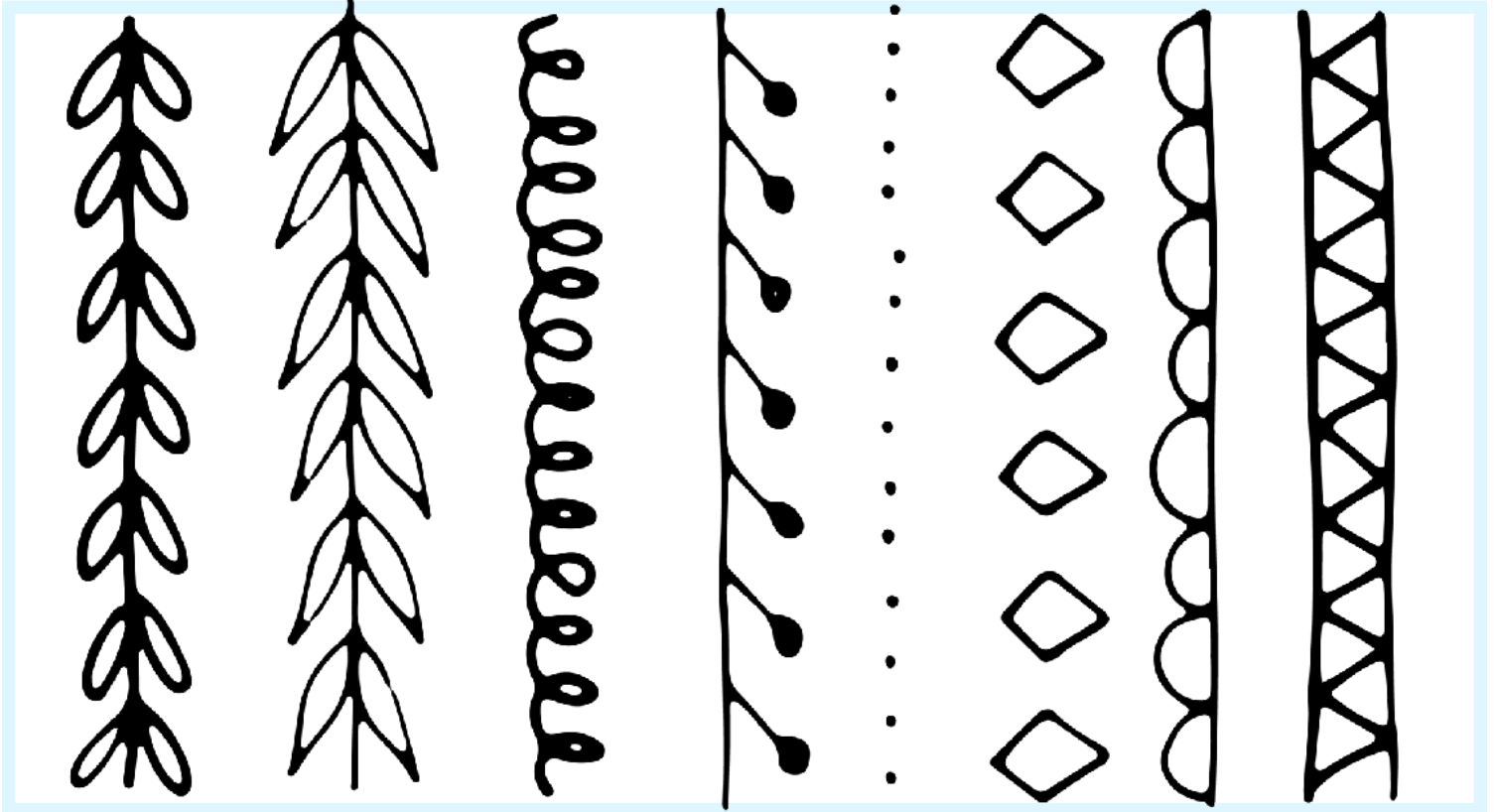
4

- Draw egg shapes on a piece of watercolor paper
- Using white glue or white glue mixed with India ink, trace over contour line. Add patterns.
- Fill with watercolor paints.


GLUE RESIST




DECORATIVE BORDERS



EGG TEMPLATE



EGG TEMPLATE



Join thousands of teachers in this one-of-a-kind membership just for art teachers!

SPARKLERS MEMBERS' CLUB



Spend your weekends with your family, not at your computer....

Download hundreds of standards-rich lesson plans, art teacher resources & trainings.

Add your name to be notified of our next enrollment period....

CLICK TO
[LEARN MORE](#)

"Last March, I went in for my first Art teacher interview, and they unexpectedly asked if I could teach 5-7 year olds. I smiled and said yes because I had The Sparklers Club magic in my back pocket! Being a member gave me the confidence I needed in a low part of my life. I joined for the lessons and the teaching, but I had no idea I would find a family here as well.."

LAURA

"Before I joined the Sparklers Club, teaching art was so lonely! After so many years of teaching, I felt like my lessons were getting stale and I had no support. But then I became a Sparkler! Being part of this group, sharing ideas, having the amazing lessons and this whole **community** has given me a brand new sense of joy and enthusiasm that I had when I first started teaching."

PAMELA SAUNDERS